

# Manasquan River Group of Artists

Established 1938

## Newsletter



M. R. G. A., P. O. Box 614, Manasquan,

[www.mrga38.org](http://www.mrga38.org)

New Jersey 08736

February 2020

### President's Message

Happy New Year and I hope the new decade will provide good health and happiness for all of us. The Bylaws Committee has finally completed revising our bylaws to be a simpler document eliminating unnecessary verbiage and procedures.

Recently approved by the Trustees, the new version will be sent to the members, shortly for ratification. I thank the Committee for their persistence and patience in getting this done. The guidance and input provided by the long-term members of the organization serving on the Committee was valuable in crafting a document that preserves the values important to MRGA and modernizes our procedures. I am sure there will be minor changes in the future as we encounter some detours as an organization and get feedback from our members, however I am confident the new bylaws set a clear path for the future of MRGA. We will also be sending a list of general Policies referencing certain procedures "understood" and followed by members but not formalized in the bylaws. These Policies will be reviewed once a year and modified as desired by the organization.

Looking forward to a great 2020 for MRGA.

Bob Stetz  
President



Please visit the website for MRGA [www.mrga38.org](http://www.mrga38.org) Our website is being updated regularly by Sheila Soyster. Please contact Sheila with any information: [sheila624@comcast.net](mailto:sheila624@comcast.net) or 732-892-7692. Thank you Sheila.

Nobody tells you these things.....

Nobody tells you these things.....


### Your art career can float around.

There is an abundance of opportunities for artists in this world to create masterpieces other than studio painting. One of these is creating what we all see crawling across our television screens at big events and parades such as the Rose Bowl, Mardi Gras and other grand events. The Floats! The process of making these themed structures is remarkable and requires many artists proficient in skills involving all artistic mediums.

To begin, the concept artist creates a sketch of the given theme for the float decided by the organization sponsor. Then the theme artist draws a detailed picture of the float with the specific elements that will convey the theme to the audience of viewers. Next a mini version of the float is carved from Styrofoam by another artist. After the corrections, reviews, and revisions are made in miniature, the building of the finished product begins. The elements are built with blocks of Styrofoam glued together in the basic form, then carved to shape with saws, scraping tools, sanders, etc. Two or more artists carve the basic shape of each element that is to be featured.



Artists carving the elements basic shape




After the painting stage ready to be installed on the float

Once the shaping is complete the entire element is covered with 2-inch-wide strips of paper mache by paper mache artists to make the surface smooth for painting. Then the painting step is performed by another group of artists trained to apply spray and hand painting to bring the character to life. Before being installed in its final position on the float a coat of protective paint is applied to prevent the object from being damaged by the weather during display. Because of the painstaking work required to create these larger than life forms, after they complete their intended appearance, they are returned to the warehouse where they or their parts may be reused in another venue, or their form reconstructed as another

character. Some major float elements are molded from fiber glass; however, they are usually used in their original form many times. If you can ever arrange to visit any of the warehouses in New Orleans (Mardi Gras Museum), or California (Phoenix Decorating Co., Irwindale, Calif) where the floats are made it is well worthwhile to watch these artists and creative people at work.

Maybe they are hiring !



*King Kong, one of the largest characters, created for the movie re-make opening has his own spot in the warehouse.*



### NEWSLETTER INFORMATION-PLEASE NOTE

All submissions for the newsletter and changes to your address, phone or email should be sent by email to MaryAnn Goodwin at [maryanngoodwinarts@gmail.com](mailto:maryanngoodwinarts@gmail.com) by the 20th of the month for the next newsletter. Newsletters are prepared the prior month for September, October, November, December, January/February (Single issue in Feb.), March, April, May, and June. When announcing an award please give the title of your work. Photographs should include the names of the persons in them except for a large group. "Classified " will run only once unless you request a repeat.

# Spring Lake Community House Reception



*Members of MRGA were invited to show at The Spring Lake Community Huse. The exhibit is on display through March. Come and Visit!*



## December Watercolor Demo

*Mike deMos presented a watercolor workshop in December for our members*



## Pt. Pleasant Beach Library Show

At the Pt. Pleasant Beach Library exhibit Ribbons were awarded to Joel Gahr (not present) who won 1st place for his B & W pen and ink Hotel Grenville; Linda Hejduk received 2nd Place for "Duckboat Race" and 3rd place went to Lou Riccio for "Papa John". An honorable mention for, St. Catherines, (no pix) Peoples Choice was awarded to June Coles for "New Dawn" watercolor.



## At the Sea Girt Lighthouse

The Sea Girt Lighthouse has art classes and demos by and for our members. Recently, Lou Riccio held a workshop on his portraiture techniques and Melinda Saminski taught a class on pastel. Please consult the trifold for upcoming classes.



A PORTRAIT  
IN WATERCOLOR  
Roberta Carter Clark, AWS



## NEXT MEETING

FRIDAY FRIDAY 7TH, 6PM-REFRESHMENTS; 6:30-MEETING

VINNIE NARDONE WILL PRESENT AN 80 MINUTE RARE VIDEO TITLED "A PORTRAIT IN WATERCOLOR" BY ROBERTA CARTER CLARK, A NATIONALLY BELOVED AND DECEASED ARTIST FROM THE SHORE AREA.